

## (I) (a) : Statement showing Shareholding Pattern

Name of the Company: DRILLCO METAL CARBIDES LIMITED			
Scrip Code:505693		Name of the scrip: DRILCOME class of security: EQUITY	
Quarter ended : 31-Dec-2010			
<b>Partly paid up shares</b>		<b>Number of partly paid up shares</b>	<b>As a % of total number of partly paid up shares</b>
Held by Promoter/Promoter group		0	0.00
Held by Public		0	0.00
<b>Total</b>		<b>0</b>	<b>0.00</b>
<b>Outstanding Convertible Securities</b>		<b>Number of outstanding Securities</b>	<b>As a % of total No. of outstanding Con. Securities</b>
Held by Promoter/Promoter group		0	0.00
Held by Public		0	0.00
<b>Total</b>		<b>0</b>	<b>0.00</b>
<b>Warrants</b>		<b>Number of warrants</b>	<b>As a % of total number of warrants</b>
Held by Promoter/Promoter group		0	0.00
Held by Public		0	0.00
<b>Total</b>		<b>0</b>	<b>0.00</b>
<b>Total paid-up capital of the company assuming full conversion of warrants and convertible securities</b>			

Category code	Category of Shareholder	Number of Shareholders	Total number of shares	Number of shares held in dematerialized form	Total shareholding as a percentage of total number of shares		Shares Pledged or otherwise encumbered	
					As a percentage of (A+B) <sup>1</sup>	As a percentage of (A+B+C)	Number of shares	As a percentage
(I)	(II)	(III)	(IV)	(V)	(VI)	(VII)	(VIII)	(IX)
(A)	Shareholding of Promoter and Promoter Group <sup>2</sup>							
1	Indian							
(a)	Individuals/ Hindu Undivided Family	2	738650	0	33.66	33.66	0	0.00
(b)	Central Government/ State Government(s)	0	0	0	0.00	0.00	0	0.00
(c)	Bodies Corporate	0	0	0	0.00	0.00	0	0.00
(d)	Financial Institutions/ Banks	0	0	0	0.00	0.00	0	0.00
(e)	Any Others (Specify)	0	0	0	0.00	0.00	0	0.00
(e-i)								
(e-ii)								
	<b>Sub Total(A)(1)</b>	<b>2</b>	<b>738650</b>	<b>0</b>	<b>33.66</b>	<b>33.66</b>	<b>0</b>	<b>0.00</b>
2	Foreign							
a	Individuals (Non-Residents Individuals/ Foreign Individuals)	0	0	0	0	0.00	0.00	0.00
b	Bodies Corporate	0	0	0	0	0.00	0.00	0.00
c	Institutions	0	0	0	0	0.00	0.00	0.00
d	Any Others (Specify)	0	0	0	0	0.00	0.00	0.00
d-i								
d-ii								
	<b>Sub Total(A)(2)</b>	<b>0</b>	<b>0</b>	<b>0</b>	<b>0</b>	<b>0.00</b>	<b>0.00</b>	<b>0.00</b>
	<b>Total Shareholding of Promoter and Promoter Group (A) = (A)(1)+(A)(2)</b>	<b>2</b>	<b>738650</b>	<b>0</b>	<b>33.66</b>	<b>33.66</b>	<b>0.00</b>	<b>0.00</b>
(B)	Public shareholding							
1	Institutions	NA					NA	NA
(a)	Mutual Funds/ UTI	0	0	0	0.00	0.00	0.00	0.00
(b)	Financial Institutions/ Banks	5	124800	0	5.69	5.69	0.00	0.00
(c)	Central Government/ State Government(s)	0	0	0	0.00	0.00	0.00	0.00
(d)	Venture Capital Funds	0	0	0	0.00	0.00	0.00	0.00
(e)	Insurance Companies	3	133150	0	6.07	6.07	0.00	0.00
(f)	Foreign Institutional Investors	0	0	0	0.00	0.00	0.00	0.00
(g)	Foreign Venture Capital Investors	0	0	0	0.00	0.00	0.00	0.00
(h)	Any Other (specify)							
	<b>Sub-Total (B)(1)</b>	<b>8</b>	<b>257950</b>	<b>0</b>	<b>11.76</b>	<b>11.76</b>	<b>0.00</b>	<b>0.00</b>
B 2	Non-institutions	9	124700	0	5.68	5.68	0.00	0.00
(a)	Bodies Corporate							
(b)	Individuals							
I	i. Individual shareholders holding nominal share capital up to Rs 1 lakh	1737	441075	0	20.10	20.10	0.00	0.00
II	ii. Individual shareholders holding nominal share capital in excess of Rs. 1 lakh.	9	630800	0	28.75	28.75	0.00	0.00
(c)	Any Other (specify)							
(c-i)	Trusts	0	0	0	0.00	0.00	0.00	0.00
(c-ii)	Directors & Relatives	0	0	0	0.00	0.00	0.00	0.00
(c-iii)	Non resident Indians	6	900	0	0.04	0.04	0.00	0.00
(c-iv)	Clearing Member	0	0	0	0.00	0.00	0.00	0.00
(c-v)	Hindu Undivided families	1	300	0	0.01	0.01	0.00	0.00
(c-vi)	Overseas Corporate Bodies	0	0	0	0.00	0.00	0.00	0.00
(c-vii)	Employees	0	0	0	0.00	0.00	0.00	0.00
	<b>Sub-Total (B)(2)</b>	<b>1762</b>	<b>1197775</b>	<b>0</b>	<b>54.58</b>	<b>54.58</b>	<b>0.00</b>	<b>0.00</b>
(B)	<b>Total Public Shareholding (B) = (B)(1)+(B)(2)</b>	<b>1770</b>	<b>1455725</b>	<b>0</b>	<b>66.34</b>	<b>66.34</b>	<b>0.00</b>	<b>0.00</b>
	<b>TOTAL (A)+(B)</b>	<b>1772</b>	<b>2194375</b>	<b>0</b>	<b>100.00</b>	<b>100</b>	<b>0</b>	<b>0.00</b>
(C)	Shares held by Custodians and against which Depository Receipts have been issued							
(1)	Promoter and Promoter Group	0	0	0	0	0	0.00	0.00
(2)	Public	0	0	0	0	0	0.00	0.00

## Statement Showing Shareholding Pattern

Name of the Company: DRILLCO METAL CARBIDES LIMITED


Scrip Code:505693

Name of the scrip: DRLCOME

Quarter ended : 31-Dec-2010

class of security: EQUITY


Category code	Category of Shareholder	Number of Shareholders	Total number of shares	Number of shares held in dematerialized form	Total shareholding as a percentage of total number of shares		Shares Pledged or other encumbered	
					As a percentage of (A+B) <sup>1</sup>	As a percentage of (A+B+C)	Number of shares	As a per
(I)	(II)	(III)	(IV)	(V)	(VI)	(VII)	(VIII)	(IX)
(A)	Shareholding of Promoter and Promoter Group <sup>2</sup>							
1	Indian							
(a)	Individuals/ Hindu Undivided Family	2	738650	0	33.66	33.66	0	0.00
(b)	Central Government/ State Government(s)	0	0	0	0.00	0.00	0	0.00
(c)	Bodies Corporate	0	0	0	0.00	0.00	0	0.00
(d)	Financial Institutions/ Banks	0	0	0	0.00	0.00	0	0.00
(e)	Any Others (Specify)	0	0	0	0.00	0.00	0	0.00
(e-i)								
(e-ii)								
	Sub Total(A)(1)	2	738650	0	33.66	33.66	0	0.00
2	Foreign							
a	Individuals (Non-Residents Individuals/ Foreign Individuals)	0	0	0	0	0.00	0.00	0.00
b	Bodies Corporate	0	0	0	0	0.00	0.00	0.00
d	Any Others (Specify)	0	0	0	0	0.00	0.00	0.00
d-i								
d-ii								
	Sub Total(A)(2)	0	0	0	0	0.00	0.00	0.00
	Total Shareholding of Promoter and Promoter Group (A)= (A)(1)+(A)(2)	2	738650	0	33.66	33.66	0.00	0.00
(B)	Public shareholding							
1	Institutions							
(a)	Mutual Funds/ UFI	0	0	0	0.00	0.00	0.00	0.00
(b)	Financial Institutions/ Banks	5	124800	0	5.69	5.69	0.00	0.00
(c)	Central Government/ State Government(s)	0	0	0	0.00	0.00	0.00	0.00
(d)	Venture Capital Funds	0	0	0	0.00	0.00	0.00	0.00
(e)	Insurance Companies	3	133150	0	6.07	6.07	0.00	0.00
(f)	Foreign Institutional Investors	0	0	0	0.00	0.00	0.00	0.00
(g)	Foreign Venture Capital Investors	0	0	0	0.00	0.00	0.00	0.00
(h)	Any Other (specify)							
(h-i)								
(h-ii)								
	Sub-Total (B)(1)	8	257950	0	11.76	11.76	0.00	0.00
2	Non-institutions							
(a)	Bodies Corporate	9	124700	0	5.68	5.68	0.00	0.00
(b)	Individuals							
I	i. Individual shareholders holding nominal share capital up to Rs. 1 lakh	1737	441075	0	20.10	20.10	0.00	0.00
II	ii. Individual shareholders holding nominal share capital in excess of Rs. 1 lakh	9	630800	0	28.75	28.75	0.00	0.00
(c)	Any Other (specify)							
(c-i)	Trusts *	0	0	0	0.00	0.00	0.00	0.00
(c-ii)	Directors & Relatives	0	0	0	0.00	0.00	0.00	0.00
(c-iii)	Non resident Indians	6	900	0	0.04	0.04	0.00	0.00
(c-iv)	Clearing Member	0	0	0	0.00	0.00	0.00	0.00
(c-v)	Hindu Undivided families	1	300	0	0.01	0.01	0.00	0.00
(c-vi)	Overseas Corporate Bodies	0	0	0	0.00	0.00	0.00	0.00
(c-vii)	Employees	0	0	0	0.00	0.00	0.00	0.00
	Sub-Total (B)(2)	1762	1197775	0	54.58	54.58	0.00	0.00
(B)	Total Public Shareholding (B)= (B)(1)+(B)(2)	1770	1455725	0	66.34	66.34	0.00	0.00
	TOTAL (A)+(B)	1772	2194375	0	100.00	100	0	0.00
(C)	Shares held by Custodians and against which Depository Receipts have been issued							
	GRAND TOTAL (A)+(B)+(C)	1772	2194375	0		100.00	0	0.00



*Rahel*


(I)(b) Statement showing Shareholding of persons belonging to the category  
"Promoter and Promoter Group"

Sr. No.	Name of the shareholder	Number of shares	Shares as a percentage of total number of shares {i.e., Grand Total (A)+(B)+(C) indicated in Statement at para (I)(a) above}	Shares Pledged or otherwise encumbered		
				Number of shares	% total shares held	% to the gran tota
1	Mrs. Kavita Khanna	400	0.02	0	0.00	0.00
2	Mr.Rahul Timbadia	738250	33.64	0	0.00	0.00
<b>TOTAL</b>		<b>738650</b>	<b>33.66</b>	<b>0</b>	<b>0.00</b>	<b>0.00</b>

*Rahul*  


**(I)(c) Statement showing Shareholding of persons belonging to the category  
"Public" and holding more than 1% of the total number of shares**

Sr. No	Name of the shareholder	Number of shares	Shares as a percentage of total number of shares {i.e., Grand Total (A)+(B)+(C) indicated in Statement at para (I)(a) above}	Shares Pledged or otherwise encumbered		
				Number of shares	% to the total public holding	% to the total holding
1	BANK OF MAHARASHTRA	118800	5.41	0	0.00	0.00
2	GENERAL INSURANCE CORP LTD	53750	2.45	0	0.00	0.00
3	LIFE INSURANCE CORPORATION C	25650	1.17	0	0.00	0.00
4	THE NEW INDIA ASURANCE CO LT	53750	2.45	0	0.00	0.00
5	AMREX MARKETING PRIVATE LTD	43300	1.97	0	0.00	0.00
6	EON INVESTMENT LTD	71300	3.25	0	0.00	0.00
7	AVINASH P KARACHIWALA	46160	2.10	0	0.00	0.00
8	JOGESHWAR R KARACHIWALA	100000	4.56	0	0.00	0.00
9	MONISH JIGESHWAR KARACHIWA	46160	2.10	0	0.00	0.00
10	NIKHIL P KARACHIWALA	46160	2.10	0	0.00	0.00
11	PURUSHOTTAM R KARACHIWALA	100000	4.56	0	0.00	0.00
12	PARMESHWAR R KARACHIWALA	100000	4.56	0	0.00	0.00
13	PRABHUDAS R KARACHIWALA	100000	4.56	0	0.00	0.00
14	TARUN P KARACHIWALA	46160	2.10	0	0.00	0.00
15	VIKRAM P KARACHIWALA	46160	2.10	0	0.00	0.00
<b>TOTAL</b>		<b>997350</b>	<b>45.45</b>	<b>0</b>	<b>0.00</b>	<b>0.00</b>

*R. K. K.*  


(I)(d) Statement showing details of locked-in shares

Sr. No.	Name of the shareholder	Number of locked in shares	Locked-in shares as a percentage of total number of shares {i.e., Grand Total (A)+(B)+(C) indicated in Statement at para (I)(a) above}
	NIL		
<b>TOTAL</b>		0	0.00

*R. K. K.*  


(II)(a) Statement showing details of Depository Receipts (DRs)

Sr. No.	Type of outstanding DR (ADRs, GDRs, SDRs, etc.)	Number of outstanding DRs	Number of shares underlying outstanding DRs	Shares underlying outstanding DRs as a percentage of total number of shares {i.e., Grand Total (A)+(B)+(C) indicated in Statement at para (I)(a) above}
1	NIL			0.00
<b>TOTAL</b>		<b>0</b>	<b>0</b>	<b>0.00</b>

*R. K. Kulkarni*  


(II)(b) Statement showing Holding of Depository Receipts (DRs), where underlying shares are in excess of 1% of the total number of shares

Sr. No.	Name of the DR Holder	Type of outstanding DR (ADRs, GDRs, SDRs, etc.)	Number of shares underlying outstanding DRs	Shares underlying outstanding DRs as a percentage of total number of shares {i.e., Grand Total (A)+(B)+(C) indicated in Statement at para (I)(a) above}
1	NIL			0.00
<b>TOTAL</b>			<b>0</b>	<b>0.00</b>

*R. K. Chahal*



(III)(a) Statement showing the voting pattern of shareholders, if more than one class of shares/securities is issued by the issuer.

description of voting rights for each class of security

Class X: EQUITY  
Class Y: NIL  
Class Z: NIL

Category (I)	Category of shareholder (II)	Number of Voting Rights held in each class of securities			Total Voting Rights (III+IV+V)	Total Voting rights i.e. (VI)	
		Class X (III)	Class Y (IV)	Class Z (V)		As a percentage of (A+B) (VII)	As a percentage (A+B+C) (VIII)
<b>(A)</b>	<b>Promoter and Promoter Group</b>						
	<b>-1 Indian</b>						
(a)	Individuals/ Hindu Undivided Family	738650	0	0	738650	38.145	33.66
(b)	Central Government/ State Government(s)	0	0	0	0	0.000	0.00
(c)	Bodies Corporate	0	0	0	0	0.000	0.00
(d)	Financial Institutions/ Banks	0	0	0	0	0.000	0.00
(e)	Any Other (specify)				0	0.000	0.00
	<b>Sub-Total (A)(1)</b>	738650	0	0	738650	38.145	33.661
	<b>-2 Foreign</b>					0.00	
(a)	Individuals (Non-Resident Individuals/ Foreign Individuals)	0	0	0	0	0.00	0.00
(b)	Bodies Corporate	0	0	0	0	0.00	0.00
(c)	Institutions	0	0	0	0	0.00	0.00
(d)	Any Other (specify)				0	0.00	0.00
	<b>Sub-Total (A)(2)</b>	0	0	0	0	0.00	0.00
	<b>Total Shareholding of Promoter and Promoter Group (A) = (A)(1)+(A)(2)</b>	738650	0	0	738650	38.145	33.661
<b>(B)</b>	<b>Public shareholding</b>						
	<b>-1 Institutions</b>						
(a)	Mutual Funds/ UTI	0	0	0	0	0.00	0.00
(b)	Financial Institutions/ Banks	124800	0	0	124800	6.44	5.69
(c)	Central Government/ State Government(s)	0	0	0	0	0.00	0.00
(d)	Venture Capital Funds	0	0	0	0	0.00	0.00
(e)	Insurance Companies	133150	0	0	133150	6.88	6.07
(f)	Foreign Institutional Investors	0	0	0	0	0.00	0.00
(g)	Foreign Venture Capital Investors	0	0	0	0	0.00	0.00
(h)	Any Other (specify)	0	0	0	0	0.00	0.00
	<b>Sub-Total (B)(1)</b>	257950	0	0	257950	13.321	11.755
	<b>-2 Non-institutions</b>						

*R. K. Kulkarni*





Category	Category of shareholder	Number of Voting Rights held in each class of securities			Total Voting Rights (III+IV+V)	Total Voting rights i.e. (VI)	
		Class X	Class Y	Class Z		As a percentage of (A+B) (VII)	As a percentage (A+B+C) (VIII)
(I)	(II)	(III)	(IV)	(V)			
(a)	Bodies Corporate	124700			124700	6.44	5.68
(b)	Individuals -		0	0	0	0.00	0.00
	ii. Individual shareholders holding nominal share capital upto Rs. 1 lakh.	441075	0	0	441075	22.78	20.10
	ii. Individual shareholders holding nominal share capital in excess of Rs. 1 lakh.	630800	0	0	630800	32.58	28.75
(c)	Others					0.00	0.00
(a)	Trusts	0	0	0	0	0.00	0.00
(b)	Directors & their Relatives	0	0	0	0	0.00	0.00
(c)	Non Resident Indians	900	0	0	900	0.05	0.04
(d)	Clearing Members	0	0	0	0	0.00	0.00
(e)	Hindu Undivided Families	300	0	0	300	0.02	0.01
(f)	Overseas corporate Bodies	0	0	0	0	0.00	0.00
(g)	Esop/Esos/Esps	0	0	0	0	0.00	0.00
	<b>Sub-Total (B)(2)</b>	1197775	0	0	1197775	61.85	54.58
	<b>Total Public Shareholding (B)= (B)(1)+(B)(2)</b>	257950	0	0	1455725	75.18	66.34
	TOTAL (A)+(B)	1936425	0	0	2194375	113.320939	100
(C)	Shares held by Custodians and against which Depository Receipts have been issued	0	0	0	0	0.00	0.00
	<b>GRAND TOTAL (A)+(B)+(C)</b>	2194375	0	0	2194375	113.320939	100

*R. K. Chelani*

**COMETCO METAL CARBIDES LTD.**  
JOMBAY